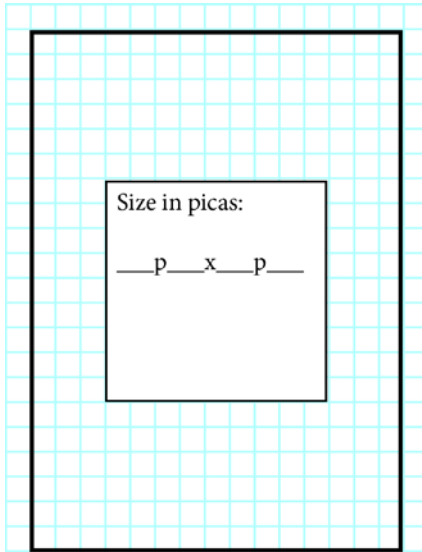


## Quiz 1.2- Conversions JEA

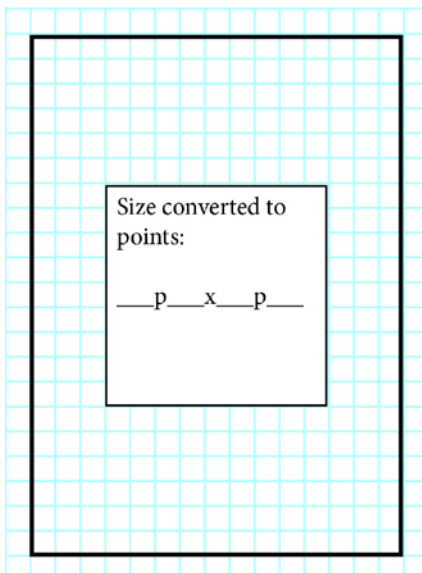
### Completion

Complete each statement.



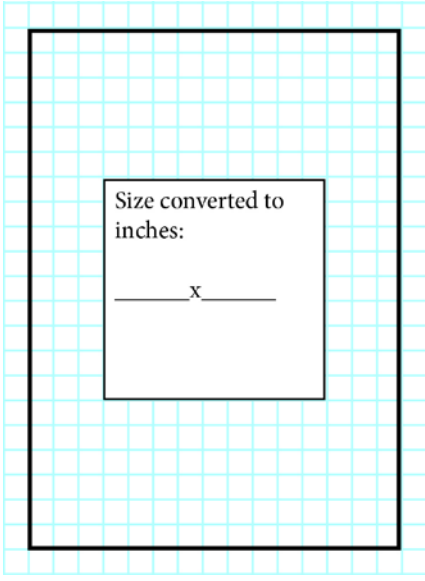
1.

Using the grid above, determine the dimensions of the rectangle in picas. Write your answer in picas and points by picas and points. Do not put spaces.  
For example, 2p0x3p0.



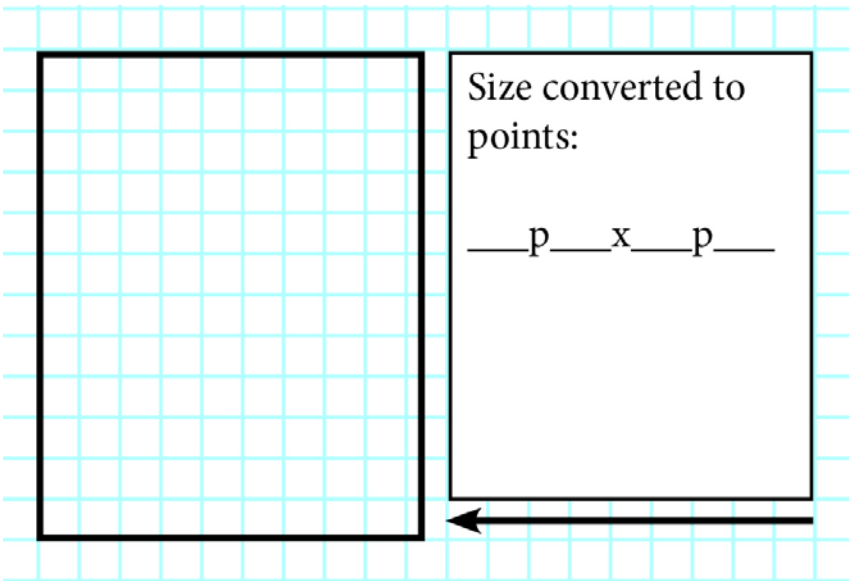
2.

Using the grid above, determine the dimensions of the rectangle in points. Write your answer in the form of picas and points by picas and points. Do not put spaces.  
For example, 0p110x0p340. Make sure your points are written in the correct position.



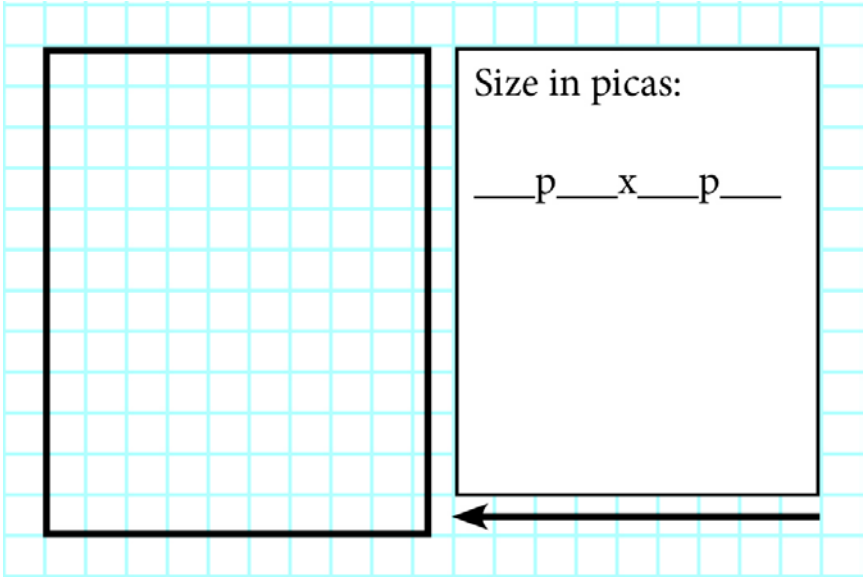
3.

Using the grid above, determine the dimensions of the rectangle in inches. Write your answer in inches. Do not put any spaces. For example, 12.25"x12.125". Calculate decimals to the third place. Round down for numbers 0-4, and round up for numbers 5-9. For example, 2.4748" rounds up to 2.475".



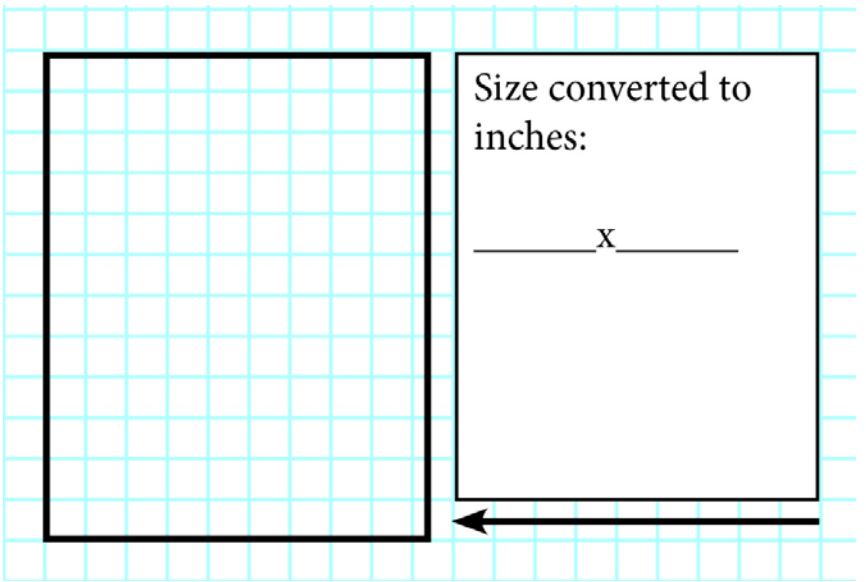
4.

Using the grid above, determine the dimensions of the rectangle in points. Write your answer in the form of picas and points by picas and points. Do not put spaces. For example, 0p110x0p340. Make sure your points are written in the correct position.



5.

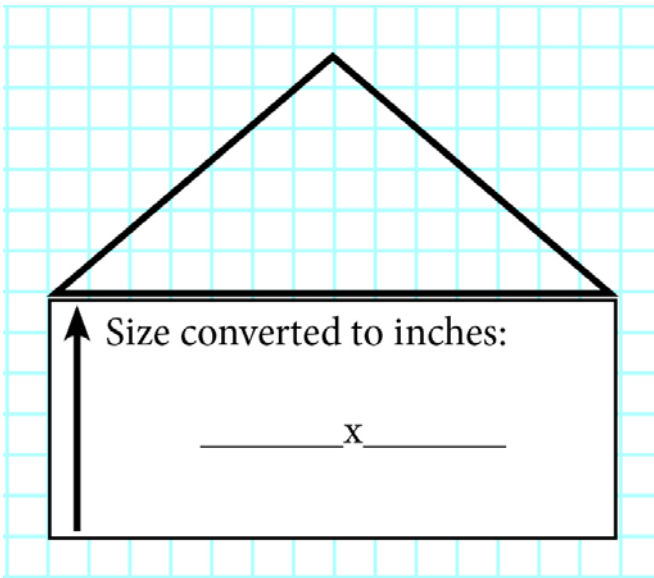
Using the grid above, determine the dimensions of the rectangle in picas. Write your answer in picas and points by picas and points. Do not put spaces.  
 For example, 2p0x3p0.



6.

Using the grid above, determine the dimensions of the rectangle in inches. Write your answer in inches. Do not put any spaces.  
 For example, 12.25"x12.125". Calculate decimals to the third place. Round down for numbers 0-4, and round up for numbers 5-9. For example, 2.4748" rounds up to 2.475".

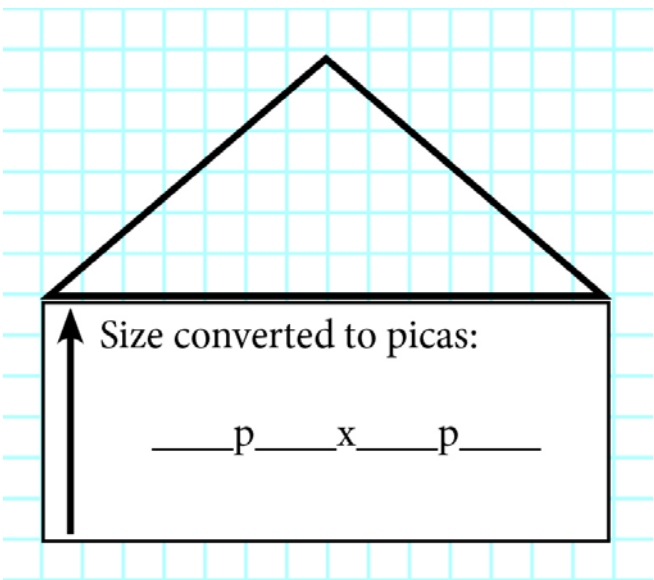
7.



Using the grid above, determine the dimensions of the triangle in inches. Write your answer in inches. Do not put any spaces.

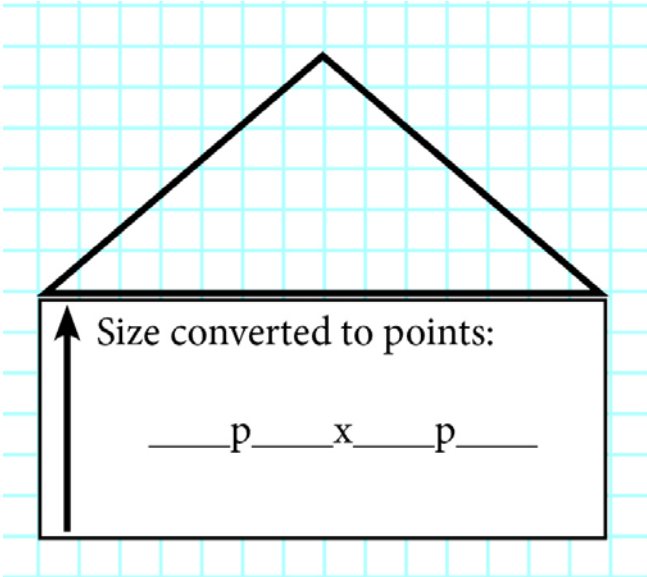
For example, 12.25"x12.125". Calculate decimals to the third place. Round down for numbers 0-4, and round up for numbers 5-9. For example, 2.4748" rounds up to 2.475".

8.



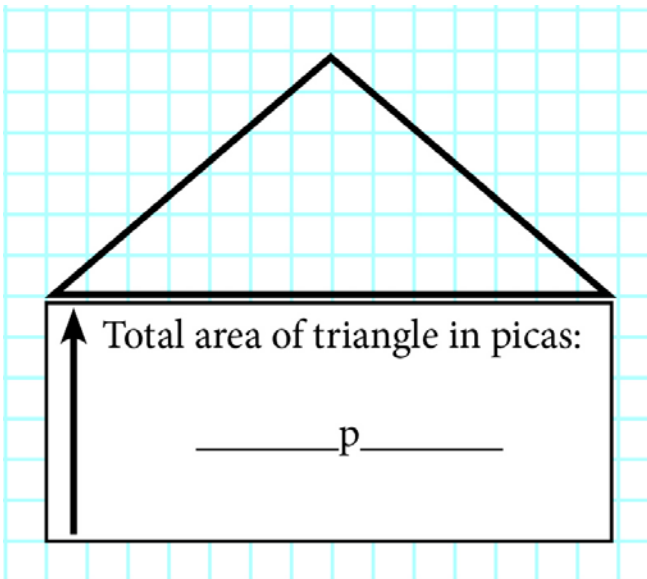
Using the grid above, determine the dimensions of the triangle in picas. Write your answer in picas and points by picas and points. Do not put spaces.

For example 2p0x3p0.



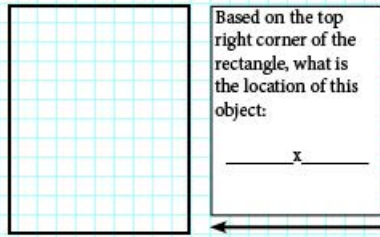
9.

Using the grid above, determine the dimensions of the triangle in points. Write your answer in picas and points by picas and points. Do not put spaces. For example, 0p110x0p340. Make sure your points are written in the correct position.



10.

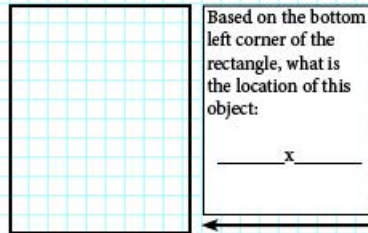
Using the grid above, determine the total area of the triangle in picas. Make sure you write your answer in the form of picas and points. You are looking only for the total area of the triangle. Do not put spaces, and write only the value. For example, 20p6.



11.

Assuming the page starts at x-coordinate 0p0, and y-coordinate 0p0, determine the location of the top right corner of the rectangle listed above. Write your answer as picas and points, with no space. All points are in increments of 3.

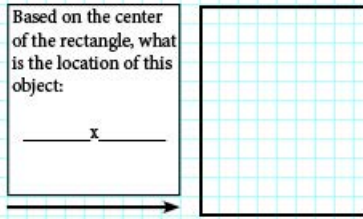
ex. 2p6x3p3



12.

Assuming the page starts at x-coordinate 0p0, and y-coordinate 0p0, determine the location of the bottom left corner of the rectangle listed above. Write your answer as picas and points, with no space. All points are in increments of 3.

ex. 2p6x3p3




13.

Assuming the page starts at x-coordinate 0p0, and y-coordinate 0p0, determine the location of the center of the rectangle listed above. Write your answer as picas and points, with no space. All points are in increments of 3.

ex. 2p6x3p3





14.

Assuming the page starts at x-coordinate 0p0, and y-coordinate 0p0, determine the location of the top left corner of the rectangle listed above. Write your answer as picas and points, with no space. All points are in increments of 3.

ex. 2p6x3p3

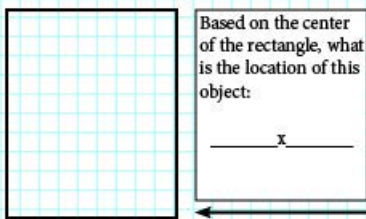
Based on the bottom right corner of the rectangle, what is the location of this object:

\_\_\_\_\_ x \_\_\_\_\_

15.

Assuming the page starts at x-coordinate 0p0, and y-coordinate 0p0, determine the location of the bottom right corner of the rectangle listed above. Write your answer as picas and points, with no space. All points are in increments of 3.

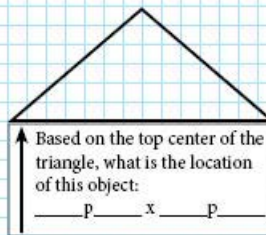
ex. 2p6x3p3



16.

Assuming the page starts at x-coordinate 0p0, and y-coordinate 0p0, determine the location of the center of the rectangle listed above. Write your answer as picas and points, with no space. See example. All points are in increments of 3.

ex. 2p6x3p3




17.

Assuming the page starts at x-coordinate 0p0, and y-coordinate 0p0, determine the location of the top center of the triangle listed above. Write your answer as picas and points, with no space. See example. All points are in increments of 3.

ex. 2p6x3p3






18.

Assuming the page starts at x-coordinate 0p0, and y-coordinate 0p0, determine the location of the center of the triangle listed above. Write your answer as picas and points, with no space. See example. All points are in increments of 3.

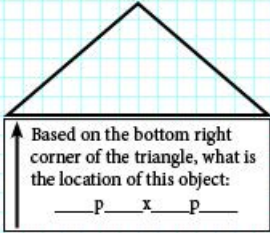

ex. 2p6x3p3



19.

Assuming the page starts at x-coordinate 0p0, and y-coordinate 0p0, determine the location of the bottom left corner the triangle listed above. Write your answer as picas and points, with no space. See example. All points are in increments of 3.

ex. 2p6x3p3



Based on the bottom right corner of the triangle, what is the location of this object:  
— p — x — p —

20.

Assuming the page starts at x-coordinate 0p0, and y-coordinate 0p0, determine the location of the bottom right corner of the triangle shown above. Write your answer as picas and points, with no space. See example. All points are in increments of 3.

ex. 2p6x3p3

## Quiz 1.2- Conversions JEA Answer Section

### COMPLETION

1. ANS: 15p0x21p0

PTS: 1

2. ANS: 0p180x0p252

PTS: 1

3. ANS: 2.5''x3.5''

PTS: 1

4. ANS: 0p114x0p144

PTS: 1

5. ANS: 9p6x12p0

PTS: 1

6. ANS: 1.583''x2.0''

PTS: 1

7. ANS: 2.333''x1.0''

PTS: 1

8. ANS: 14p0x6p0

PTS: 1

9. ANS: 0p168x0p72

PTS: 1

10. ANS: 42p0

PTS: 1

11. ANS: 17p0x3p0.

PTS: 1

12. ANS: 18p0x24p0

PTS: 1

13. ANS: 41p6x13p6

PTS: 1

14. ANS: 3p0x25p0

PTS: 1



15. ANS: 34p6x37p0

PTS: 1

16. ANS: 7p9x44p0

PTS: 1

17. ANS: 33p0x38p0

PTS: 1

18. ANS: 10p0x41p0

PTS: 1

19. ANS: 18p0x57p0

PTS: 1

20. ANS: 47p0x57p0

PTS: 1